

DIECI



PEGASUS 400°

40.16 | 40.18



dieci.com

PERFORMANCE

Vehicle model	PEGASUS 40.16 - 400°	PEGASUS 40.18 - 400°
Maximum capacity	4000 kg (8818 lb)	4000 kg (8818 lb)
Maximum lifting height	15,70 m (51,5 ft)	18,00 m (59,1 ft)
Maximum horizontal extension	13,40 m (44 ft)	15,30 m (50,2 ft)
Fork swiveling angle	133°	133°
Towing force	6500 daN (14613 lbf)	6500 daN (14613 lbf)
Maximum climb angle	37%	37%
Unladen weight	13200 kg (29101 lb)	13700 kg (30203 lb)
Max speed (referred to wheels with maximum permitted diameter)	30 km/h (18,6 mph)	30 km/h (18,6 mph)

BOOM

Vehicle model	PEGASUS 40.16 - 400°	PEGASUS 40.18 - 400°
Lifting	17,4 s	20,6 s
Descent	12,6 s	14,2 s
Extension	34,2 s	26,0 s
Retraction	21,9 s	17,0 s
Forward swiveling	3,9 s	3,8 s
Reverse swiveling	2,4 s	2,0 s

ENGINE

Vehicle model	PEGASUS 40.16 - 400°	PEGASUS 40.18 - 400°
Brand	Perkins	Perkins
Nominal power	85,9 kW (115 HP)	85,9 kW (115 HP)
@rpm	2200 rpm	2200 rpm
Peak power	85,9 kW (115 HP)	85,9 kW (115 HP)
@rpm	2200 rpm	2200 rpm
Operation	4-stroke	4-stroke
Injection	Electronic, Common Rail	Electronic, Common Rail
Number and arrangement of cylinders	4, Vertical in line	4, Vertical in line
Displacement	3621 cm ³ (221 in ³)	3621 cm ³ (221 in ³)
Consumption	216 g/kWh (355,32 lb/Hp h)	216 g/kWh (355,32 lb/Hp h)
@rpm	1900 rpm	1900 rpm
Emission standard	Stage V/Tier 4f	Stage V/Tier 4f
Exhaust gas treatment	DOC+DPF+SCR (with AdBlue)	DOC+DPF+SCR (with AdBlue)
Cooling system	Liquid	Liquid
Intake	16-valve turbocharger with aftercooler	16-valve turbocharger with aftercooler

DIFFERENTIAL AXLES

Vehicle model	PEGASUS 40.16 - 400°	PEGASUS 40.18 - 400°
Type of axles	2 steering, with 4 epicycloidal reduction gears	2 steering, with 4 epicycloidal reduction gears
Type of steering	4 wheels / transversal / 2 wheels	4 wheels / transversal / 2 wheels
Front axle	Rigid	Rigid
Rear axle	Swinging	Swinging
Service braking	Oil bath with servo brake on front and rear axle with double hydraulic system	Oil bath with servo brake on front and rear axle with double hydraulic system
Parking braking	Negative actuation with electrical control	Negative actuation with electrical control

HYDRAULIC SYSTEM

Vehicle model	PEGASUS 40.16 - 400°	PEGASUS 40.18 - 400°
Hydraulic pump type	Gear pump for power steering and movements	Gear pump for power steering and movements
Hydraulic pump capacity	120 L/min (31,7 gal/min)	120 L/min (31,7 gal/min)
Max. operating pressure	24,0 MPa (3481 psi)	24,0 MPa (3481 psi)
Distributor control	Proportional 5in1 Joystick	Proportional 5in1 Joystick
Distributor type	Hydraulic in 5 sections with "Load Sensing" proportional electronic servo-control with "Flow Sharing", 5 simultaneous movements with independent maximum speed control of each movement.	Hydraulic in 5 sections with "Load Sensing" proportional electronic servo-control with "Flow Sharing", 5 simultaneous movements with independent maximum speed control of each movement.

REFUELING

Vehicle model	PEGASUS 40.16 - 400°	PEGASUS 40.18 - 400°
Hydraulic system (total)	270,0 L (71,33 gal)	270,0 L (71,33 gal)
Fuel tank	180,0 L (47,55 gal)	180,0 L (47,55 gal)
AdBlue tank	19,0 L (5,02 gal)	19,0 L (5,02 gal)

TRANSMISSION

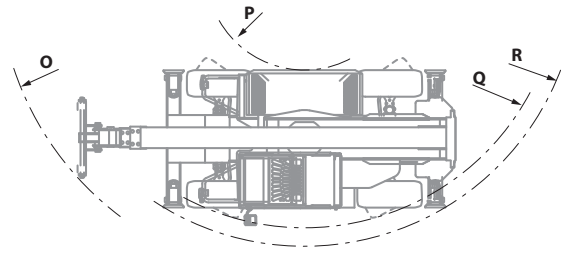
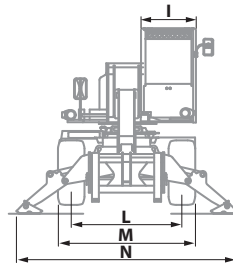
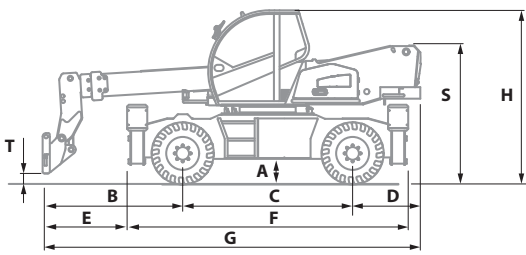
Vehicle model	PEGASUS 40.16 - 400°	PEGASUS 40.18 - 400°
Transmission type	Hydrostatic with variable displacement pump	Hydrostatic with variable displacement pump
Hydraulic motor	Hydrostatic with continuous automatic adjustment	Hydrostatic with continuous automatic adjustment
Reversal	Electric and hydraulic systems operated with vehicle in motion	Electric and hydraulic systems operated with vehicle in motion
Inching	With pedal for controlled forward movement	With pedal for controlled forward movement
Transmission gearbox	Servo-controlled 2-speed	Servo-controlled 2-speed

TIRES

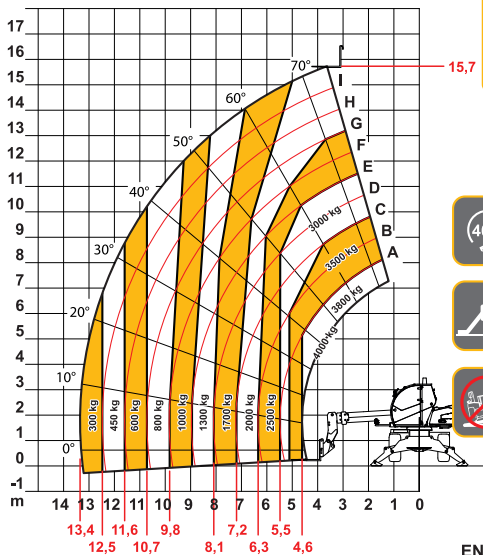
Vehicle model	PEGASUS 40.16 - 400°	PEGASUS 40.18 - 400°
Standard tires	400/70x20" (405/70-20"; 16/70-20")	400/70x20" (405/70-20"; 16/70-20")
Optional tires	400/70 R20" (405/70 R20"; 16/70 R20"); 405/70-20 (405/70-20"; 16/70-20")	400/70 R20" (405/70 R20"; 16/70 R20"); 405/70-20 (405/70-20"; 16/70-20")

DIMENSIONS

Vehicle model	PEGASUS 40.16 - 400°	PEGASUS 40.18 - 400°
A	310 mm (12,2 in)	310 mm (12,2 in)
B	2430 mm (95,7 in)	2280 mm (89,8 in)
C	2950 mm (116,1 in)	2950 mm (116,1 in)
D	1175 mm (46,3 in)	1175 mm (46,3 in)
E	1490 mm (58,7 in)	1330 mm (52,4 in)
F	4880 mm (192,1 in)	4880 mm (192,1 in)
G	6740 mm (265,4 in)	6630 mm (261 in)
H	3030 mm (119,3 in)	3030 mm (119,3 in)
I	980 mm (38,6 in)	980 mm (38,6 in)
L	1920 mm (75,6 in)	1920 mm (75,6 in)
M	2380 mm (93,7 in)	2380 mm (93,7 in)
N	3968 mm (156,2 in)	3968 mm (156,2 in)
O	5163 mm (203,3 in)	5163 mm (203,3 in)
P	1700 mm (66,9 in)	1700 mm (66,9 in)
Q	4430 mm (174,4 in)	4430 mm (174,4 in)
R	4750 mm (187 in)	4750 mm (187 in)
S	2420 mm (95,3 in)	2420 mm (95,3 in)
T	200 mm (7,9 in)	140 mm (5,5 in)



MAX 4,0 t



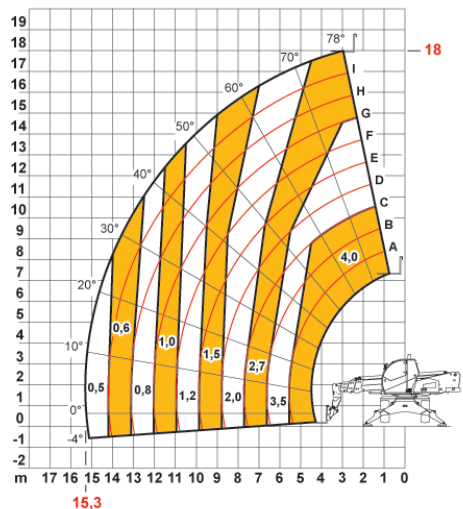
DOCDI000I240



40.16 - 400°

EN1459

MAX 4,0 t



AXBI508/I



40.18 - 400°

EN1459