

Specifications

Models	SX-105 XC		SX-125 XC	
Measurements	Metric	US	Metric	US
Working height maximum*	34.00 m	111 ft	40.10 m	131 ft
Platform height maximum	32.00 m	105 ft	38.10 m	125 ft
Horizontal reach maximum	24.38 m	80 ft	24.38 m	80 ft
Below ground reach	2.69 m	8 ft 10 in	2.69 m	8 ft 10 in
A Platform length - 8 ft model	0.91 m	3 ft	0.91 m	3 ft
Platform length - 6 ft model	0.76 m	2 ft 6 in	0.76 m	2 ft 6 in
B Platform width - 8 ft model	2.44 m	8 ft	2.44 m	8 ft
Platform width - 6 ft model	1.83 m	6 ft	1.83 m	6 ft
C Height - stowed	3.05 m	10 ft	3.05 m	10 ft
D Length - stowed	14.25 m	46 ft 9 in	14.25 m	46 ft 9 in
Length - transport (jib tucked under)	12.19 m	40 ft	12.19 m	40 ft
E Width - axles retracted	2.49 m	8 ft 2 in	2.49 m	8 ft 2 in
Width - axles extended	3.94 m	12 ft 11 in	3.94 m	12 ft 11 in
F Wheelbase	4.11 m	13 ft 6 in	4.11 m	13 ft 6 in
G Ground clearance - center	38.1 cm	15 in	38.1 cm	15 in

Productivity

Maximum lift capacity - unrestricted	300 kg	660 lb	300 kg	660 lb
- restricted	454 kg	1,000 lb	454 kg	1,000 lb
Platform rotation	160°		160°	
Vertical jib rotation - up/down	135°		135°	
Turntable rotation	360° continuous		360° continuous	
Turntable tailswing - axle retracted	0.56 m	1 ft 10 in	0.56 m	1 ft 10 in
Turntable tailswing - axle extended	1.02 m	3 ft 4 in	1.02 m	3 ft 4 in
Drive speed - stowed	4.9 km/h	3.0 mph	4.9 km/h	3.0 mph
- raised (below 125 ft)	0.6 km/h	0.38 mph	0.6 km/h	0.38 mph
Gradeability - stowed**	40%		40%	
Turning radius - axle retracted: inside	8.03 m	26 ft 4 in	8.03 m	26 ft 4 in
outside	9.96 m	32 ft 8 in	9.96 m	32 ft 8 in
Turning radius - axle extended: inside	2.90 m	9 ft 6 in	2.90 m	9 ft 6 in
outside	6.17 m	20 ft 3 in	6.17 m	20 ft 3 in
Controls	12 V DC proportional		12 V DC proportional	
Tyres - RT foam filled	445D50/710HD		445D50/710HD	

Power

Power source	Deutz TD 2011 L04i turbo diesel 4 cylinder 74 hp (55 kW) Stage IIIA Deutz TCD2.2 L3 turbo diesel 3-cylinder 74hp (55 kW) Stage V			
Auxiliary power unit	12 V DC		12 V DC	
Hydraulic tank capacity	208 L	55 gal	208 L	55 gal
Fuel tank capacity	151 L	40 gal	151 L	40 gal

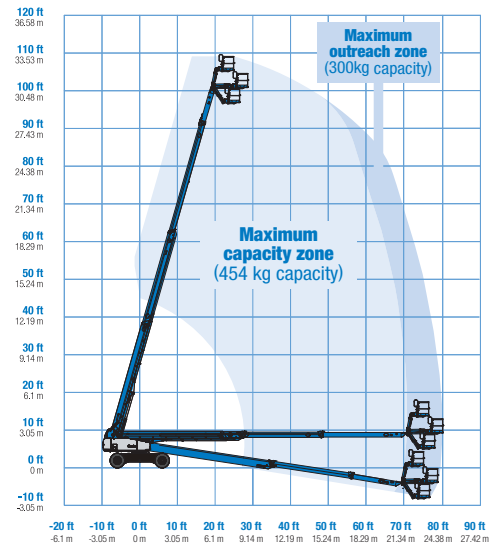
Weight***

4WD	19,300 kg	42,549 lbs	20,700 kg	45,636 lbs
-----	-----------	------------	-----------	------------

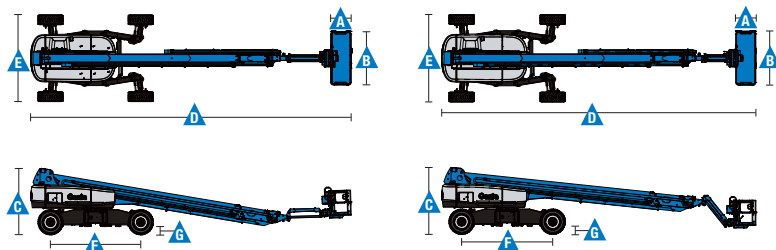
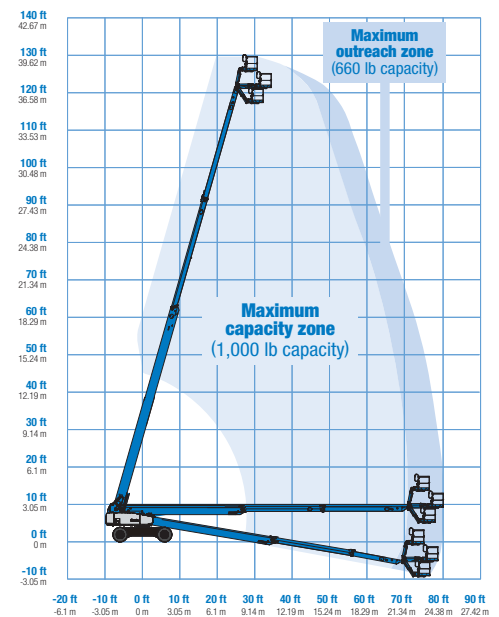
Standards Compliance

EU Directives: 2006/42/EC - Machinery (harmonized standard EN 280:2013+A1:2015); 2004/108/EC (EMC); 2000/14/EC (Outdoor Noise)

Range Of Motion SX-105 XC



Range Of Motion SX-125 XC



* The metric equivalent of working height adds 2 m to platform height. U.S. adds 6 ft to platform height.

** Gradeability applies to driving on slopes. See operator's manual for details regarding slope ratings.

*** Weight will vary depending on options and/or country standards.

Features

Standard Features	Easily Configured To Meet Your Needs	Options & Accessories
-------------------	--------------------------------------	-----------------------

Measurements

SX-105 XC

- 34 m (111 ft) working height
- 24.38 m (80 ft) horizontal reach
- 300 kg (660 lb) unrestricted and 454 kg (1,000 lb) restricted lift capacity

SX-125 XC

- 40.10 m (131 ft) working height
- 24.38 m (80 ft) horizontal reach
- 300 kg (660 lb) unrestricted and 454 kg (1,000 lb) restricted lift capacity

Productivity

- Self-leveling platform
- 160° hydraulic platform rotation
- Thumb rocker steering
- Two work lights on chassis and platform
- Proportional joystick controls
- Hydraulic oil cooler
- Drive enable system
- Chassis tilt drive function cut-out
- AC power cord to platform
- Horn
- Hour meter
- Tilt alarm
- Descent motion & travel alarms
- Flashing beacon
- 360° continuous turntable rotation
- Platform & ground control box covers
- Positive traction drive
- Two speed wheel motors
- Four wheel high angle steer
- Four steering modes: front, rear, crab and coordinated
- On board full diagnostics and engine monitoring display
- Telematics ready connector
- Lift Connect™ Telematics
- Lift Guard™ Contact Alarm
- Lift Tool™ Work Tray

Power

- 12 V DC auxiliary power
- Anti-restart engine protection
- Auto engine fault shutdown
- Intake air heater
- Engine gauge display

Platform Options

- 2.44 m (8 ft) tri-entry platform with side swing gate (standard)
- Steel 1.83 m (6 ft) dual-entry platform with side swing gate

Jib

- 1.52 m (5 ft) jib

Engine Options

- Deutz TD 2011 L04i turbo diesel 4 cylinder 74 hp (55 kW) Stage IIIA
- Deutz TCD2.2 L3 turbo diesel 3-cylinder 74hp (55 kW) Stage V

Drive/Steer

- 4 x 4 (standard)
- 4 wheel steer (standard)

Axles

- Mini XChassis™ extendable axles

Tyres

- Rough terrain foam-filled (standard)

Productivity Options

- Half-mesh platform inserts
- Platform auxiliary top rail
- Power to platform: plug, socket, with optional Residual-current Circuit Breaker with Overcurrent protection⁽²⁾
- Dual axis joystick steering
- Biodegradable hydraulic oil
- Hostile environment kit⁽²⁾
- Panel cradle package
- Track & Trace⁽¹⁾ (GPS unit providing machine location & operating information)
- Operator Protective Structure⁽³⁾
- Genie Tech Pro Link Hand-held Diagnostics Device

Power Options

- AC Generator Packages (110V/60 Hz, 110V/50Hz, 240V/50 Hz), 3000 W, hydraulically driven
- Diesel catalytic scrubber muffler⁽²⁾
- Diesel air intake pre-cleaner⁽²⁾
- Positive air shutdown system



⁽¹⁾ Includes a first 2 years subscription

⁽²⁾ Factory-fit option only

⁽³⁾ Aftermarket only

Europe, Middle East, Africa and Russia Region

United Kingdom and Europe, T: +44 800 988 3739 (toll free) or +31 165 519 349

Middle East, Southern Africa, Russia and Turkey, T: +971 4 399 0381

Visit www.genielift.com/en-gb/about-genie/locations to view our global locations list

Worldwide Manufacturing And Distribution

Australia · Brazil · Caribbean · Central America · China · France · Germany · Italy · Japan · Korea · Mexico · Russia · Southeast Asia · Spain · Sweden · United Arab Emirates · United Kingdom · United States

Product specifications and prices are subject to change without notice or obligation. The photographs and/or drawings in this document are for illustrative purposes only. Refer to the appropriate Operator's Manual for instructions on the proper use of this equipment. Failure to follow the appropriate Operator's Manual when using our equipment or to otherwise act irresponsibly may result in serious injury or death. The only warranty applicable to our equipment is the standard written warranty applicable to the particular product and sale and we make no other warranty, express or implied. Products and services listed may be trademarks, service marks or trade names of Terex Corporation and/or their subsidiaries in the USA and many other countries. Genie is a registered trademark of Terex South Dakota, Inc. © 2020 Terex Corporation.

