

### Specifications

Models	Z-34/22 IC	
Measurements	Metric	US
Working height maximum*	12.54 m	40 ft 7 in
Platform height maximum	10.54 m	34 ft 7 in
Horizontal reach maximum	6.78 m	22 ft 3 in
Up and over clearance maximum	4.6 m	15 ft 1 in
<b>A</b> Platform length	0.76 m	2 ft 6 in
<b>B</b> Platform width	1.42 m	4 ft 8 in
<b>C</b> Height - stowed	2.06 m	6 ft 9 in
<b>D</b> Length - stowed	5.66 m	18 ft 7 in
<b>E</b> Storage height	2.29 m	7 ft 6 in
<b>F</b> Storage length	4.11 m	13 ft 6 in
<b>G</b> Width	1.85 m	6 ft 1 in
<b>H</b> Wheelbase	1.88 m	6 ft 2 in
<b>I</b> Ground clearance - center	0.17 m	6.5 in

### Productivity

Lift capacity	227 kg	500 lbs
Platform rotation	180°	180°
Vertical jib rotation	139°	139°
Turntable rotation	355° non-continuous	
Turntable tailswing	zero	zero
Drive speed - stowed	4.8 km/h	3.0 mph
Drive speed - raised**	1.1 km/h	0.68 mph
Gradeability - stowed***	45%	45%
Turning radius - inside	1.80 m	5 ft 11 in
Turning radius - outside	4.11 m	13 ft 6 in
Controls	12V DC	proportional
Tyres - foam filled	25.4 x 42 cm	10 x 16.5 in
	rough terrain	

### Power

Power source	Tier IV Kubota D-1105 3-cylinder diesel 19.4 kW (26 hp)	
Auxiliary power unit	12V DC	12V DC
Hydraulic tank capacity	71.9 L	19 gal
Fuel tank capacity	35.2 L	9 gal

### Sound & Vibration Levels

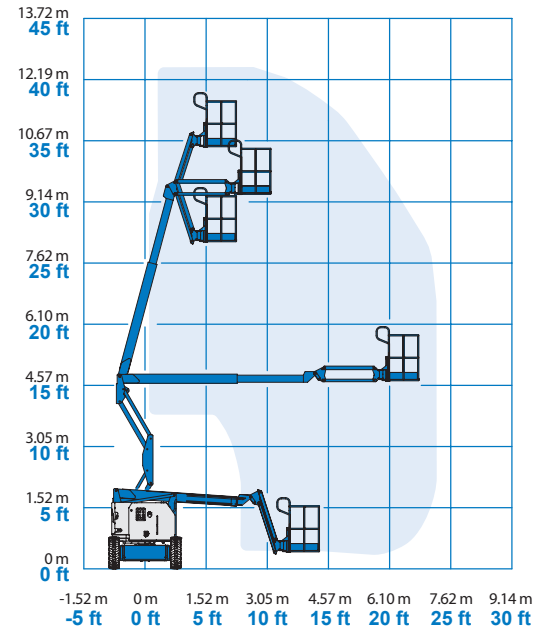
Sound pressure level (ground workstation)	<81 dBA	<81 dBA
Sound pressure level (platform workstation)	<80 dBA	<80 dBA
Vibration	<2.5 m/s <sup>2</sup>	<8 ft 2 in/s <sup>2</sup>

### Weight\*\*\*\*

CE Industrial foam filled tyres	N/A	N/A
CE rough terrain foam filled tyres	4,929 kg	10,986 lbs

**Standards Compliance** EU Directives: 2006/42/EC - Machinery (harmonized standard EN280); 2004/108/EC (EMC); 2000/14/EC (Outdoor Noise)

### Range Of Motion Z-34/22 IC

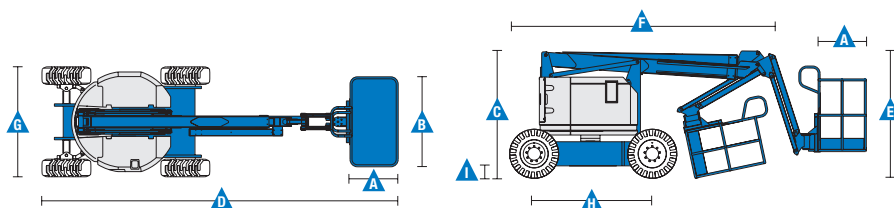


\* The metric equivalent of working height adds 2 m to platform height. U.S. adds 6 ft to platform height.

\*\* In lift mode (platform raised), the machine is designed to operate on firm, level surfaces only.

\*\*\* Gradeability applies to driving on slopes. See operator's manual for details regarding slope ratings.

\*\*\*\* Weight will vary depending on options and/or country standards.



### Features

Standard Features	Easily Configured To Meet Your Needs	Options & Accessories
-------------------	--------------------------------------	-----------------------

#### Measurements

##### Z-34/22 IC

- 12.54 m (40 ft 7 in) working height
- 6.78 m (22 ft 3 in) horizontal reach
- 4.6 m (15 ft 1 in) up and over clearance
- Up to 227 kg (500 lbs) lift capacity

#### Productivity

- 1.22 m (4 ft) jib with 139° working range
- Self-leveling platform
- Hydraulic platform rotation
- Proportional joystick controls
- Telematics-Ready Connector
- Thumb rocker steer
- Drive enable
- Chassis tilt drive function cut-out
- AC power cord to platform
- Horn
- Hour meter
- Tilt alarm
- Descent & travel alarm
- Flashing beacon
- 355° non-continuous turntable rotation
- Locking turntable covers
- Zero tailswing and front arm swing
- Two speed wheel motors
- Dual parallelogram for vertical wall tracking
- Lift Guard™ Contact Alarm

#### Power

- 12 V DC auxiliary power

#### Platform

- Steel 1.42 m (4 ft 8 in) (standard)

#### Jib

- Articulating 1.22 m (4 ft) jib boom

#### Engine

- Tier IV Kubota D-1105 3-cylinder diesel 19.4 kW (26 hp)

#### Drive

- 4WD

#### Tyre Options


- Industrial non-marking foam-filled
- Rough terrain foam-filled (standard)

#### Productivity Options

- Platform auxiliary top rail
- Air line to platform
- Power to platform: plug, socket, with optional Residual-current Circuit Breaker with Overcurrent protection
- Work lights package (2 on chassis, 2 on platform)<sup>(2)</sup>
- Aircraft protection kit<sup>(1,2)</sup>: platform foam padding and padded disable system
- Hostile environment kit<sup>(2)</sup>: cylinder bellow, boom wiper seals and platform control box cover
- Chassis tilt lift function cut-out kit
- Biodegradable hydraulic oil<sup>(2)</sup>
- Track & Trace<sup>(3)</sup> (GPS unit providing machine location & operating information)
- Lockable platform control box cover
- Tool tray<sup>(4)</sup>

#### Power Options

- Diesel muffler with spark arrestor<sup>(2)</sup> (Perkins only)
- Engine gauge package<sup>(2)</sup>: oil pressure, temperature & voltage
- AC Generator Packages (110 V / 60 Hz - 220 V / 50 Hz, 2200 W)<sup>(2)</sup>
- Low temperature cut-out module
- EMEAR Cold Start kit: Inc. Engine heater & battery charger



<sup>(1)</sup> Reduces load capacity of about 27 kg (60 lb). Only available with standard platform, not available with any other platforms nor options on the platform  
<sup>(2)</sup> Factory - fit option only  
<sup>(3)</sup> Includes a first 2 years subscription  
<sup>(4)</sup> Aftermarket only

### Europe, Middle East, Africa and Russia Region

United Kingdom and Europe, T: +44 800 988 3739 (toll free) or +31 165 519 349

Middle East, Southern Africa, Russia and Turkey, T: +971 4 399 0381

Visit [www.genielift.com/en-gb/about-genie/locations](http://www.genielift.com/en-gb/about-genie/locations) to view our global locations list

### Worldwide Manufacturing And Distribution

Australia · Brazil · Caribbean · Central America · China · France · Germany · Italy · Japan · Korea · Mexico · Russia · Southeast Asia · Spain · Sweden · United Arab Emirates · United Kingdom · United States

Product specifications and prices are subject to change without notice or obligation. The photographs and/or drawings in this document are for illustrative purposes only. Refer to the appropriate Operator's Manual for instructions on the proper use of this equipment. Failure to follow the appropriate Operator's Manual when using our equipment or to otherwise act irresponsibly may result in serious injury or death. The only warranty applicable to our equipment is the standard written warranty applicable to the particular product and sale and we make no other warranty, express or implied. Products and services listed may be trademarks, service marks or trade names of Terex Corporation and/or their subsidiaries in the USA and many other countries. Genie is a registered trademark of Terex South Dakota, Inc. © 2020 Terex Corporation.

